

TWIST



Perfetta per garantire la massima visibilità dei prodotti sia nei piccoli che nei grandi spazi,

Twist rappresenta il carattere giovane e dinamico di **ItalProget**.


Una tecnologia d'avanguardia per il sistema di refrigerazione e un design essenziale, pratico ed immediato, per garantire la totale operatività del Tuo locale.

*Perfect to guaranteeing the maximum visibility of food products both in small and large spaces, **Twist** represents the young and dynamic character of **Italproget**. A vanguard technology thanks to its refrigeration system and essential design which is practical and immediate so as to guarantee the total efficiency of your shop.*





 GELATO *Gelato*

 PASTICCERIA *Pastry*

 CALDO A SECCO *Dry heat*

 BAGNO MARIA *Bain marie*

TWIST GELATO *Gelato*

REFRIGERAZIONE VENTILATA
VENTILATED REFRIGERATION



CARATTERISTICHE TECNICHE

technical specifications

Refrigerazione ventilata. Sbrinamento degli evaporatori veloce (90°) ad inversione di ciclo. Castello vetri termico alimentato elettricamente, vetro frontale apribile dal basso verso l'alto tramite pistoni.

Ventilated refrigeration. High speed (90°) automatic reverse cycle evaporators defrost. Heated glass superstructure, opening front glass via top-mounted hydraulic gas struts.



Colori / Colours

Le vetrine possono essere personalizzate nei colori RAL in commercio.
The showcase can be customized in colors according to available RAL.

DATI TECNICI

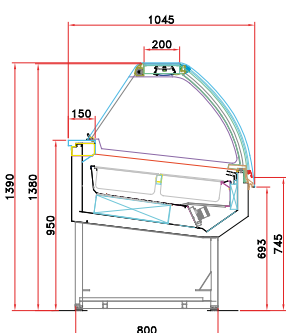
technical details

MOD.	dimensioni <i>dimensions</i>				imballo <i>packaging</i>				temperatura prodotto vasca (EN41-15) °C well product temp. (EN41-15) °F	potenza compressore <i>power compressor</i>						n. classe climatica (C°/°UR) no. climate class (C°/°UR)	sbrinatorio auto. elettr. <i>automatic electric defrost</i>	unità di controllo elettr. <i>electronic control unit</i>	fluido refrigerante R404A
	lunghezza [cm] <i>length [cm]</i>	profondità [cm] <i>depth [cm]</i>	altezza [cm] <i>height [cm]</i>	peso netto [kg] <i>net weight [kg]</i>	lunghezza [cm] <i>length [cm]</i>	profondità [cm] <i>depth [cm]</i>	altezza [cm] <i>height [cm]</i>	peso lordo [kg] <i>gross weight [kg]</i>		trifase <i>three-phase</i>			monofase <i>single-phase</i>						
										tensione [V/Hz] <i>supply [V/Hz]</i>	regime [kw] <i>output [kw]</i>	sbrinatorio [kw] <i>in defrost [kw]</i>	tensione [V/Hz] <i>supply [V/Hz]</i>	regime [kw] <i>output [kw]</i>	sbrinatorio [kw] <i>in defrost [kw]</i>				
Twist 12	112,4	106	139	230	125	130	155	285	-16 / -18	400/3/50	1.3	2.52	230/1/50	1.51	2.15	4+(32/60)	●	●	●
Twist 18	162,7	106	139	315	175	130	155	380	-16 / -18	400/3/50	1.97	3.87	230/1/50	2.08	3.53	4+(32/60)	●	●	●
Twist 24	214,4	106	139	380	225	130	155	470	-16 / -18	400/3/50	2.8	5.1	230/1/50	2.5	3.8	4+(32/60)	●	●	●

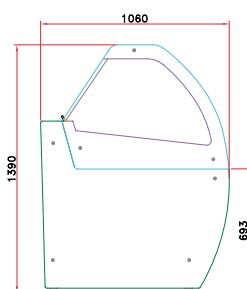


H138

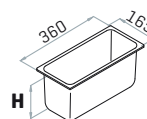
Base / Basic



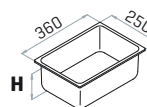
Pannellata / Panelled



Vaschette Containers

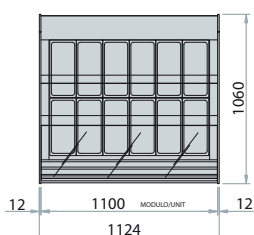


STANDARD
 H=120 [5 Lt.]
 H=150 [7 Lt.]
 H=180 [8 Lt.]

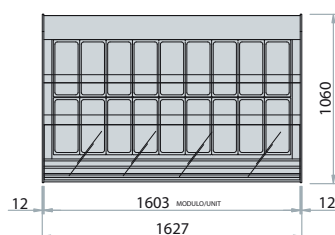


LARGE
 H=80 [7 Lt.]
 H=120 [10 Lt.]
 H=150 [12 Lt.]
 H=180 [14 Lt.]

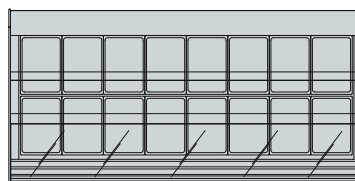
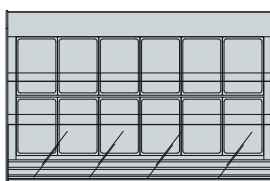
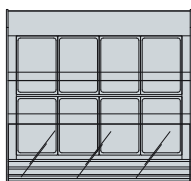
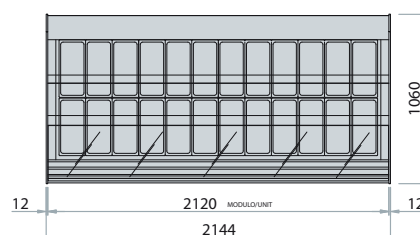
TWIST GELATO 12



TWIST GELATO 18



TWIST GELATO 24



TWIST PASTICCERIA *Pastry*



Colori / Colours

Le vetrine possono essere personalizzate nei colori RAL in commercio.
The showcase can be customized in colors according to available RAL.

DATI TECNICI technical details

MOD. ● di serie standard	dimensioni <i>dimensions</i>				imballo <i>packaging</i>				temperatura prodotto vasca [EN44 1-5] [°C] well product temp. [EN441-5] [°C]	potenza compressore power compressor		n. classe climatica [C°/°UR] refrigerant class [C°/°UR]	sbrinatorio auto. elettr. automatic electric defrost	unità di controllo elettr. electronic control unit	fluido refrigerante R404A R404A refrigerant gas
	lunghezza [cm] length [cm]	profondità [cm] depth [cm]	altezza [cm] height [cm]	peso netto [kg] net weight [kg]	lunghezza [cm] length [cm]	profondità [cm] depth [cm]	altezza [cm] height [cm]	peso lordo [kg] gross weight [kg]		ermetico <i>hermetic</i>					
										tensione [V/Hz] supply [V/Hz]	regime [Kw] output [Kw]				
Twist 110	112,4	106	139	-	125	130	155	-	+2 / +4	230/1/50	0.66	4+(32/60)	●	●	●
Twist 160	162,7	106	139	-	175	130	155	-	+2 / +4	230/1/50	0.85	4+(32/60)	●	●	●
Twist 200	214,4	106	139	-	225	130	155	-	+2 / +4	230/1/50	1.1	4+(32/60)	●	●	●

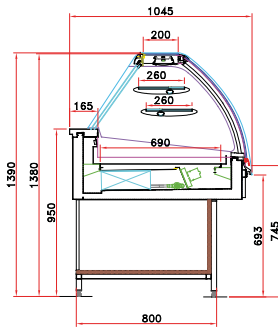


H138

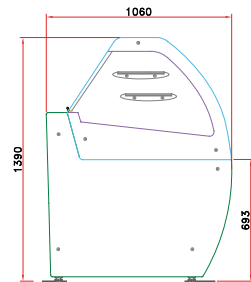


REFRIGERAZIONE CON FLUSSO SOFT
REFRIGERATED WITH SOFT FLOW SYSTEM

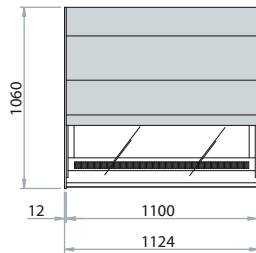
Base / Basic



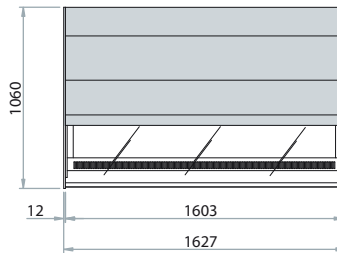
Pannellata / Panelled



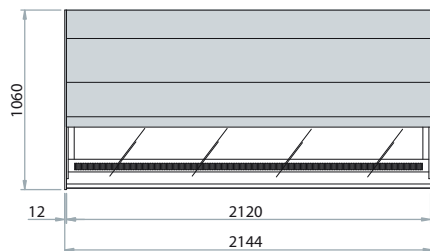
TWIST PAST 110



TWIST PAST 160



TWIST PAST 200



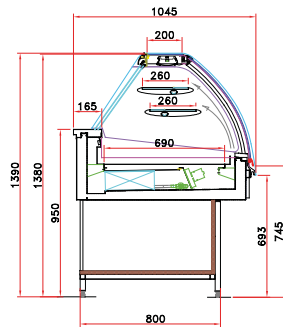
TWIST PASTICCERIA *Pastry*

H138

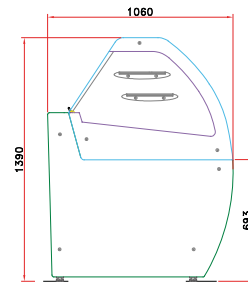


REFRIGERAZIONE VENTILATA
VENTILATED REFRIGERATION

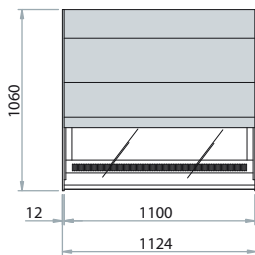
Base / Basic



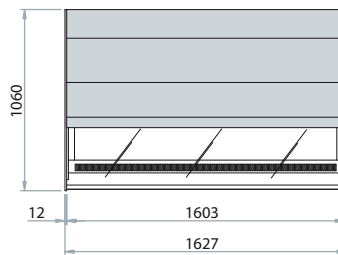
Pannellata / Panelled



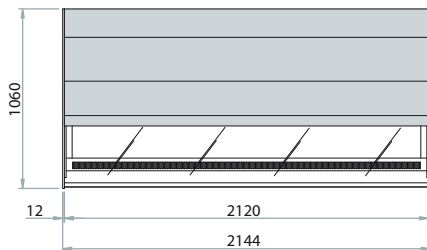
TWIST PAST 110



TWIST PAST 160



TWIST PAST 200



TWIST CALDO A SECCO *Dry heat*



Colori / Colours

Le vetrine possono essere personalizzate nei colori RAL in commercio.
The showcase can be customized in colors according to available RAL.

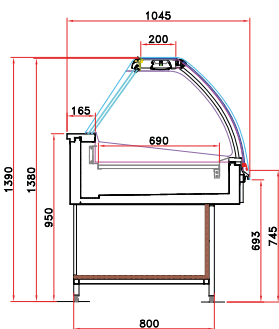
DATI TECNICI technical details

MOD.	dimensioni <i>dimensions</i>				imballo <i>packaging</i>				temperatura prodotto vasca [EN44 L-S] [°C] well/product temp. [EN44 L-S] [°C]	resa frig. watt <i>refrigeration power output</i>	alimentazione elettrica <i>power supply</i>	potenza assorbita watt <i>electrical power output</i>	n. classe climatica [C°/%UR] no. climate class [C°/%UR]	unità di controllo elettr. <i>electronic control unit</i>
	lunghezza [cm] <i>length [cm]</i>	profondità [cm] <i>depth [cm]</i>	altezza [cm] <i>height [cm]</i>	peso netto [kg] <i>net weight [kg]</i>	lunghezza [cm] <i>length [cm]</i>	profondità [cm] <i>depth [cm]</i>	altezza [cm] <i>height [cm]</i>	peso lordo [kg] <i>gross weight [kg]</i>						
Twist CS110	112,4	106	139	245	125	130	155	285	+40°C +60°C	-	230V/50HZ+	0.6	4+[32/60]	●
Twist CS160	162,7	106	139	335	175	130	155	380	+40°C +60°C	-	230V/50HZ+	1.2	4+[32/60]	●
Twist CS200	214,4	106	139	400	225	130	155	470	+40°C +60°C	-	230V/50HZ+	1.8	4+[32/60]	●

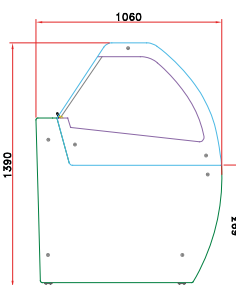


H138

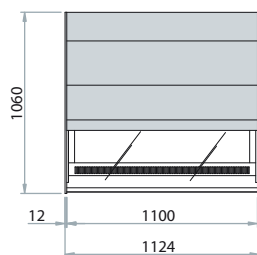
Base / Basic



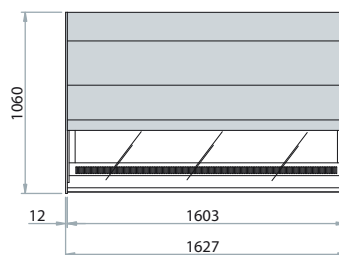
Pannellata / Panelled



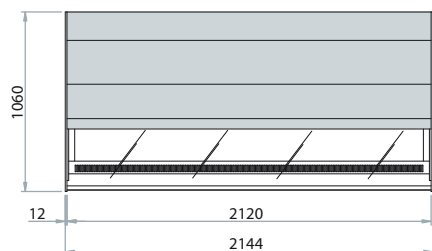
TWIST CS 110



TWIST CS 160



TWIST CS 200



TWIST BAGNO MARIA *Bain marie*



Colori / Colours

Le vetrine possono essere personalizzate nei colori RAL in commercio.
The showcase can be customized in colors according to available RAL.

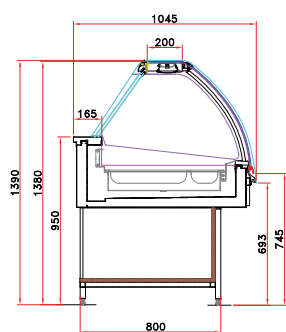
DATI TECNICI technical details

MOD. ● di serie standard	dimensioni <i>dimensions</i>				imballo <i>packaging</i>				temperatura prodotto vasca [EN44 1-5] (°C) wet product temp. [EN441-5] (°C)	resa frig. watt refrigeration power output	alimentazione elettrica power supply	potenza assorbita watt electrical power output	n. classe climatica [C°/%UR] no. climate class [C°/%UR]	unità di controllo elettr. electronic control unit
	lunghezza (cm) <i>length (cm)</i>	profondità (cm) <i>depth (cm)</i>	altezza (cm) <i>height (cm)</i>	peso netto (kg) <i>net weight (kg)</i>	lunghezza (cm) <i>length (cm)</i>	profondità (cm) <i>depth (cm)</i>	altezza (cm) <i>height (cm)</i>	peso lordo (kg) <i>gross weight (kg)</i>						
Twist BM110	112,4	106	139	245	125	130	155	285	+40°C +60°C	-	230V/50HZ+	1.5	4+[32/60]	●
Twist BM160	162,7	106	139	335	175	130	155	380	+40°C +60°C	-	230V/50HZ+	2.4	4+[32/60]	●
Twist BM200	214,4	106	139	400	225	130	155	470	+40°C +60°C	-	230V/50HZ+	3.0	4+[32/60]	●

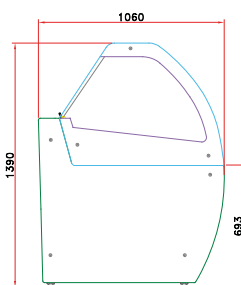


H138

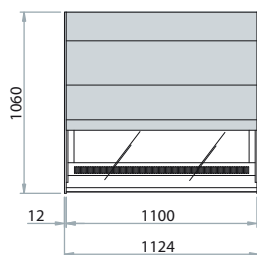
Base / Basic



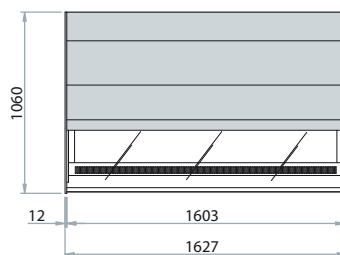
Pannellata / Panelled



TWIST BM 110



TWIST BM 160



TWIST BM 200

